



# My Summer Practice Book

Name \_\_\_\_\_  
Area \_\_\_\_\_



# Second Grade Expectations

## Math-

- Know Basic addition and subtraction
- Know how to skip count by 2's, 5's, 10's
- Know basic shapes
- Count simple change
- Be able to tell time to the hour and half hour

## Reading-

- Be able to read independently and comprehend books on grade level.

## Language-

- Be able to write in complete sentences with correct punctuation.

# Paper Bag Book Report

Choose two books to read- a nonfiction book and a fiction chapter book. Both of these should be books you have not read before. The chapter book you will use to complete your paper bag book report. You may use a paper bag or gift bag for the project.

## Front of Bag:

Write the title, author, and illustrator. Draw and color a picture of the cover. Be creative! You can Make a different cover than the one you see on your book.

## Sides of Bag:

List the characters in the story on the side of the bag. Tell the setting on the other side of the bag. Use complete Sentences.

# Paper Bag Book Report Instructions (Continued)

## Back of Bag:

Write a summary of the story. Be sure to tell the beginning, middle, and end of the story. Use complete sentences.

## Inside Bag:

Choose 5 items that represent the characters, setting or important events of the story and place them in the bag. Make sure you can explain how these items relate to your book.

Be prepared to present your project to the class. Practice using your strong speaker voice at home to tell about your book.

## Title of both books Read:

1.

2.

**PAPER BAG REPORT/ and Summer packet DUE By:  
Aug. 18, 2020**

# Paper Bag Book Report Rubric

<b>Front of Bag</b>	<p>Includes the title, author, illustrator, and cover</p> <p>Picture is colored.</p>	<b>/10</b>
<b>Sides of Bag</b>	<p>Lists all the characters.</p> <p>Describes the setting of the book. Uses complete sentences.</p>	<b>/10</b>
<b>Back of Bag</b>	<p>Summarizes the beginning, middle, and end of the story.</p> <p>Describes the problem and solution, if applicable. Uses complete sentences</p>	<b>/10</b>
<b>Inside of Bag</b>	<p>Includes 5 items related to the book.</p>	<b>/10</b>
<b>Presentation</b>	<p>Student presents front, back, and sides of bag. Students can explain how the items relate to the book.</p>	<b>/10</b>



# No More School



Most students get summer vacation. Summer vacations started when schools began. In the past, most people were farmers. People had big families. In summer, they needed kids to work on the farm. Kids would pull weeds and help.

## Break Continues

Soon, summer vacation was normal. Many places have summer vacation. It will correspond with the summer season.

Years ago, school was flipped. Students went to school for 3 months and had 9 months off to help on the farm.

## U.S. Summer Vacations

Schools in the U.S. get summer break in May or June. Breaks will end in August or September. Many students go back after Labor Day. Most people are not farmers anymore. So, why give kids summer vacation?

1. What is summer vacation?

---



---

2. The headings, "Break Continues" and "U.S. Summer Vacations" are a text feature. What do the headings help you understand?

---



---

3. Use the picture caption and the text to tell why children had a longer summer vacation in the past.

---



---

• Restate the question.

• Answer in a complete sentence.



# More School

Directions: Write the missing numbers in each square.

$4 + \square = 18$

$11 + \square = 17$

$9 - 3 = \square$

$7 - 4 = \square$

$\square + 7 = 10$

$\square + 2 = 11$

$2 + 10 = \square$

$3 + 13 = \square$

$10 + \square = 14$

$\square - 5 = 5$

$19 - 13 = \square$

$8 + \square = 12$

What is your favorite thing about vacation?



---


---

---

---

---

# Dolphins



Dolphins are not fish. They are mammals. Dolphins do not have scales or gills. They have skin and breathe air. A fish moves side to side to swim. Dolphins swim by moving their tails up and down.

Dolphins live in groups called pods. They can be trained by people. Dolphins eat fish and squid.

A baby dolphin is called a calf. When a calf is born, it will be pushed up to take its first breath. Soon, the calf will make many noises. Dolphins whistle and click. The sounds help them.

Dolphins **locate** things by making echoes. Their sounds spring off of things. These sounds come back to the them. It lets them know where everything is.

– Fast Facts: Dozens to hundreds of dolphins can live together in a pod or school.

– Dolphins are also known as porpoises!

– They are born with hair on their upper jaw. It is like a mustache. The hair falls out shortly after birth.

1. Circle your favorite paragraph. What is it about?

---



---

2. Underline the word *locate*. What does this word mean?

---



---

3. Why do dolphins make echoes?

---



---

Bonus: Circle the reason why dolphins whistle and click.

- Restate the question.
- Answer in a complete sentence.








hexagon  
square  
circle

rectangle  
trapezoid  
triangle

# Dolphins



Directions: Write the name of each shape.



Pretend you had a pet dolphin. What would you train it to do?

---

---

---

---

---

---

---